

# PRODUCT DATASHEET

## ENDURA Classic Calice Wall Sensor E27

ENDURA CLASSIC CALICE | Stainless steel luminaires with glass diffuser



### Areas of application

- Building facades
- Entrance lighting
- Patios, balconies
- Pathway lighting
- Driveways

### Product benefits

- High flexibility in the choice of the light source thanks to E27 socket
- Easy and quick installation

### Product features

- Available with and without motion sensor
- Stainless steel housing
- Type of protection: IP44



TECHNICAL DATA

Electrical data

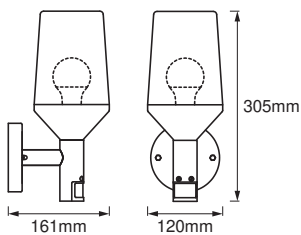
Nominal voltage	220...240 V
Mains frequency	50...60 Hz
Power factor $\lambda$	> 0.50
Protection class	I
Operating mode	Mains voltage

Photometrical data

Standard deviation of color matching	< 6 sdc <sub>m</sub>
--------------------------------------	----------------------

Dimensions & Weight

Length	161.00 mm
Width	120.00 mm
Height	305.00 mm
Product weight	950.00 g



ENDURA CLASSIC CALICE WALL  
S E27 SI

Materials & Colors

Product color	Steel
Housing color	Steel
Body material	Stainless steel
Cover material	Glass
Mercury content	0.0 mg

Application & Mounting

Ambient temperature range	-20...+40 °C
---------------------------	--------------

Type of connection	Terminal, 3-Pole (L, N, PE)
Type of protection	IP44
Dimmable	No
Mounting type	Surface
Mounting location	Wall
Application environment	Outdoor
With light source	No

Sensor

Type of sensor	Light / Motion
Sensor technology	Passive infrared (PIR)
Sensor detection angle	90 °
Sensor controlled switching time	5 s...6 min
Detection range of motion sensor	5...8 m
Detection threshold of daylight sensor	0...30 lx

Certificates & Standards

Standards	CE / EAC / UKCA
Luminaire with limited surface temperature, "D sign"	No




Additional product data


Product remark	Maximum bulb wattage: 60 W
----------------	----------------------------

EQUIPMENT / ACCESSORIES

- Complete mounting and connecting accessories included
- No light sources included

DOWNLOAD DATA

Documents and certificates		Document name
	User Instruction	ENDURA CLASSIC CALICE
	Legal information	Legal insert I-Outdoor
	Declarations of conformity	ENDURA CLASSIC CALICE WALL S

Documents and certificates		Document name
	Declarations Of Conformity UKCA	CLASSIC CALICE WALL

LOGISTICAL DATA

Product code	Packaging unit (Pieces/Unit)	Dimensions (length x width x height)	Gross weight	Volume
4058075477971	Folding box 1	202 mm x 162 mm x 349 mm	1109.00 g	11.42 dm³
4058075477988	Shipping box 4	420 mm x 365 mm x 340 mm	5230.00 g	52.12 dm³

The mentioned product code describes the smallest quantity unit which can be ordered. One shipping unit can contain one or more single products. When placing an order, for the quantity please enter single or multiples of a shipping unit.

DISCLAIMER

Subject to change without notice. Errors and omission excepted. Always make sure to use the most recent release.