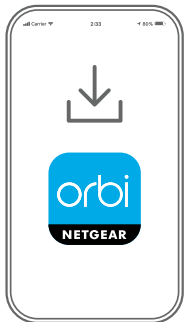


Let's get started



1

Download the Orbi app and install your Orbi router

On your mobile phone, download the Orbi app and follow the setup instructions.




2

Secure your devices with NETGEAR Armor

Tap the **Security** icon in your Orbi app to verify that your NETGEAR Armor™ is activated.

Your Orbi comes with NETGEAR Armor cybersecurity. Armor blocks online threats like hackers and phishing attempts on your devices.



3

Do more with the app

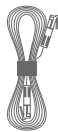
Check out everything you can do on the Orbi app! Run a speed test, pause the Internet, see all the connected devices, and more.



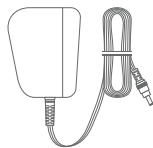
Contents



Orbi Router



Ethernet Cable



Power Adapter
(varies by region)

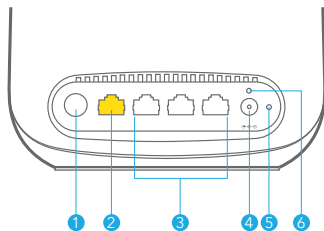


Type C
Plug Adapters
(for most of
Europe)



Type G
Plug Adapters
(for the UK)

Overview



- 1 Sync Button
- 2 Internet Port
- 3 Ethernet Ports
- 4 Power Connector
- 5 Reset Button
- 6 Power LED

NETGEAR®

NETGEAR, Inc.
350 East Plumeria Drive
San Jose, CA 95134, USA

© NETGEAR, Inc., NETGEAR and the NETGEAR Logo are trademarks of NETGEAR, Inc. Any non-NETGEAR trademarks are used for reference purposes only.



201-28433-01

May 2021

NETGEAR INTERNATIONAL LTD

Floor 1, Building 3,
University Technology Centre
Curraheen Road, Cork,
T12EF21, Ireland

Troubleshooting

If you're having problems with the installation, try the following:

- Turn off your modem and Orbi router and disconnect them. Reboot your modem. Reconnect your Orbi router to your modem, and try installing with the Orbi app again.
- If you're still unable to install your Orbi router using the Orbi app, install it manually using the router web interface. Visit orbilogin.com to access the router web interface.

For more information, visit netgear.com/orbihelp.

Support and Community

Visit netgear.com/support to get your questions answered and access the latest downloads.

You can also check out our NETGEAR Community for helpful advice at community.netgear.com.

Regulatory and Legal

For regulatory compliance information including the EU Declaration of Conformity, visit <https://www.netgear.com/about/regulatory/>.

See the regulatory compliance document before connecting the power supply.