

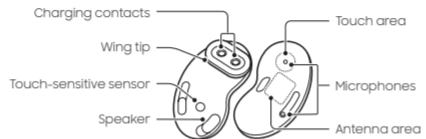
# SAMSUNG Galaxy Buds Live

## What's in the box

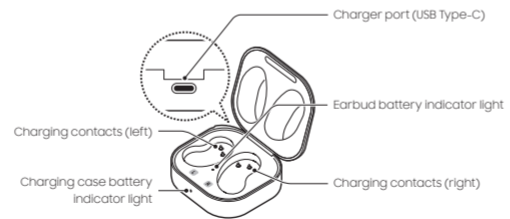
- Earbuds (L/R)
- Charging case
- Wingtips (S/L)
- USB cable (Plug sold seperately)
- Quick Start Guide

## Your device

### Ear buds



### Charging case



## Charge your device

1. Insert the buds into the charging case.
2. Close the charging case and connect the USB cable.
3. The earbuds and the charging case are charged simultaneously

You can also charge the earbuds and charging case simultaneously using a wireless charger.

Use only Samsung-approved charging devices and accessories. Using other accessories may void your warranty and may cause damage.

## Charging case indicators

- Green Fully charged or above 60% battery
- Yellow Between 30% and 60% battery
- Red Charging or below 30% battery
- Flashing Red Charging disabled or error due to abnormal temperatures or low battery

## Download

### Galaxy Wearable app

To connect your earbuds and smart-phone, install the **Galaxy Wearable** (Android devices) or **Samsung Galaxy Buds** (iOS devices) app.

Download the app on to a compatible phone from the Galaxy Store, Playstore or the App store. Use the app to view the connection status, and various setting options.

# QUICK START GUIDE



## Connect


### Connect to your Samsung device

Open the charging case to enter Bluetooth pairing mode.

**Note:** Press the left and right touchpads at the same time to manually enter Bluetooth pairing mode.

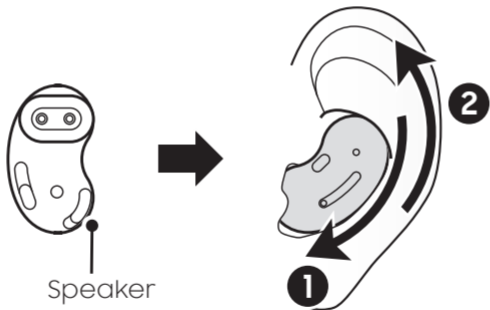
A pop-up window displays on your mobile device > tap **Connect** and follow the prompts.

You can download the Galaxy Wearable app only on mobile devices running Android operating system 5.0 (API 21), or later, and with 1.5 GB of RAM or more.



## Wearing your device

Check the direction of each earbud and point their lower halves (speakers) in the direction of the lower part of your ear.



## Gestures



### Single Tap

#### Music

Play/Pause

### Double Tap

#### Music

Next song

#### Calls

Answer/End a call

Switch between calls

### Triple Tap

#### Music

Previous song

### Touch & Hold

#### Digital assistant

Launch Bixby or Google

#### Music

Launch supported music apps

#### Calls

Reject a call

#### Noise cancellation

Launch active noise canceling

Samsung Electronics America, Inc.

85 Challenger Road

Ridgefield Park, New Jersey 07660

Phone: 1-800-SAMSUNG (726-7864)

Internet: [www.samsung.com](http://www.samsung.com)

©2020 Samsung Electronics America, Inc.

Samsung, Samsung Galaxy, Samsung

Health, and Galaxy Wearable are all

trademarks of Samsung Electronics Co., Ltd.

Other marks are the property of their

respective owners.

Screen images are simulated. Appearance

of device may vary.