

Data Sheet

Fujitsu Server PRIMERGY RX2530 M6 Rack Server




Maximum productivity in a 1U housing

Fujitsu offers a fantastic blend of systems, solutions and expertise to guarantee maximum productivity, efficiency and flexibility, delivering confidence and reliability. Fujitsu Server PRIMERGY systems deliver workload-optimized x86 industry standard servers for any workload and business demand. Since there is no single server solution to meet all these needs, Fujitsu offers a broad server portfolio consisting of expandable tower servers, versatile rack-mount servers, density-optimized multi-node servers as well as GPU servers purpose-built for the demands of AI and VDI. While all these systems are designed to handle multiple workloads, each server is optimized for specific use cases. Whatever the size of your business – large enterprise with multiple sites, or a small or medium-sized company with limited space and budget – with the right choice of server, your IT can become the business enabler you have always wanted it to be.

PRIMERGY RX2530 M6

The Fujitsu Server PRIMERGY RX2530 M6 is a dual-socket x86 system providing an ideal mix of performance, cost and scalability for most data centers in a dense 1U chassis. The PRIMERGY RX2530 M6 is ideal for virtualization, scale-out scenarios, databases as well as HPC infrastructures. It supports the latest 3rd Generation Intel® Xeon® Scalable Processors with up to 40 cores in a standard socket, resulting in a performance improvement of up to 40% compared to the previous generation processors. The server provides an incredibly large amount of memory capacity provided by 32 DIMM slots (10 TB) delivering excellent results for even the most demanding applications. Beside the DDR4 modules with memory speeds of up to 3,200 MT/s, it is also possible to combine them with the Intel® Optane™ persistent memory 200 series that delivers a unique combination of affordable large capacity and support for data persistence. Get

more than enough storage flexibility with up to 4x 3.5" SAS/SATA, up to 10x 2.5" SAS/SATA/NVMe, or the option to use up to 32x EDSFF (Enterprise & Data center Storage Form Factor) storage drives. In addition, two further 2.5" storage drives are available as an option on the rear of the chassis. The PRIMERGY RX2530 M6 supports the new PCIe 4.0 interface. A total of four of these interfaces are available. It also provides two flexible DynamicLoM adapters via OCP V3. Integrated security and proven reliability helps to ensure maximum uptime in enterprise data centers. In addition to some new hardware security functions such as Platform Firmware Resilience (PFR), the server also offers an optionally lockable front bezel to avoid unauthorized physical access directly in the data center. All new available security features should help to secure sensitive workloads and enable new opportunities to unleash the power of data. Even as your workloads and administration tasks become more complex, the Fujitsu Infrastructure Manager (ISM) as well as the integrated Remote Management Controller (iRMC S5) simplifies management of your server and the whole IT infrastructure so you can focus on your business objectives. ISM enables organizations to have centralized control over the entire data center, including servers, storage, networking as well as cloud management software using a single user interface.



Features & Benefits

Main Features	Benefits
<p>OPTIMIZED PERFORMANCE AND DENSITY</p> <ul style="list-style-type: none"> Wide choice of different available types of 3rd Generation Intel® Xeon® Scalable processors. Each processor offers between 8 to 40 cores (depending on SKU), 16 memory channels, up to 3 Intel® Ultra Path Interconnect (UPI at 11.2 GT/s) and PCI Express 4 with up to 64 lanes (per socket) enabling a significantly higher performance and efficiency. <p>POWER YOUR APPLICATIONS</p> <ul style="list-style-type: none"> 32 memory slots in total supporting 4 TB memory with DDR4 DIMM modules (@ 3,200 MT/s) or up to 10 TB memory in combination with Intel® Optane™ persistent memory 200 series. Persistent memory improves workload performance and power efficiency while reducing data loss and downtime with enhanced error handling. The modules revolutionizes the data center memory-storage hierarchy of the past and bring massive data sets closer to the CPU for faster time to insight. <p>EASY EXPANDABILITY</p> <ul style="list-style-type: none"> Our server systems are built to scale easily to be able to adapt to a variety of applications and meet future demands. PRIMERGY RX2530 M6 comes with DynamicLoM adapters via OCP V3 as well as flexible PCIe riser cards with support for up to 4 x PCIe Gen4 slots. Different available base units with 4x 3.5-inch SAS/SATA, up to 8x/10x 2.5-inch SAS/SATA/NVMe or up to with up to 32x EDSFF support provide massive expandability. <p>COMPREHENSIVE PROTECTION</p> <ul style="list-style-type: none"> PRIMERGY servers are equipped with beneficial features to protect against, detect and recover from security breaches (PFR, UEFI Secure Boot, TPM 2.0, signed firmware updates, agent-free device management, secure authorization and authentication, alerting and logging, secure Out of Band Management with iRMC S5, ...). <p>AGILE INFRASTRUCTURE MANAGEMENT</p> <ul style="list-style-type: none"> Infrastructure Manager (ISM) provides seamless, holistic management ensuring that IT infrastructures retain the dynamic flexibility required to support ever-changing business demands. Two versions of ISM are available. ISM Advanced is a powerful, fully featured version offering comprehensive infrastructure management capabilities such as support for multiple hardware configurations, physical and virtual network connection indicators and firmware baseline updates. A free entry-level version, ISM Essential, provides essential monitoring and firmware update of all supported devices, including servers, storage and network switches. 	<ul style="list-style-type: none"> Ideal dual-socket platform for dense scale-out data center computing powered by latest 3rd Generation Intel® Xeon® Scalable Processors with up to 40 cores per CPU. Combine performance and versatility to adapt to a variety of applications and meet future demands with 32 DIMM modules (16 of which can be PMem) and up to 10 TB of memory. Intel® Optane™ persistent memory provide fast, high capacity and cost effective memory for memory intensive workloads. Benefit from the flexibility of 2.5", 3.5" as well as EDSFF storage drives for highest storage capacities with up to 32 drives per height unit (U) and additional expandability with up to 4 PCIe Gen4 slots flexible DynamicLoM adapters via OCP V3. Benefit from advanced security technologies such as Platform Firmware Resilience (PFR) to protect the most sensitive portions of a workload, encryption support to enhance data and VM protection as well as physical protection to avoid unauthorized access. Infrastructure Manager (ISM) enables organizations to have centralized control over the entire data center that includes servers, storage, networking, cloud management software as well as power and cooling using a single user interface.

Technical details

PRIMERGY RX2530 M6

Base unit	PRIMERGY RX2530 M6 SFF	PRIMERGY RX2530 M6 LFF	PRIMERGY RX2530 M6 SFF	PRIMERGY RX2530 M6 SFF
Housing types	Rack	Rack	Rack	Rack
Storage drive architecture	8x 2.5-inch SAS/SATA	4x 3.5-inch SAS/SATA	32x EDSFF	10x 2.5-inch SAS/SATA/PCIe
Power supply	Hot-plug	Hot-plug	Hot-plug	Hot-plug
Product Type	Dual Socket Rack Server	Dual Socket Rack Server	Dual Socket Rack Server	Dual Socket Rack Server

Mainboard

Mainboard type	D3890
Chipset	Intel® C621A
Processor quantity and type	1 - 2 x Intel® Xeon® Silver 43xx processor / Intel® Xeon® Gold 53xx processor / Intel® Xeon® Gold 63xx processor / Intel® Xeon® Platinum 83xx processor

Intel® Xeon® Silver Processor

Intel® Xeon® Silver 4309Y (8C, 2.80 GHz, TLC: 12 MB, Turbo: 3.40 GHz, 10.4 GT/s, Mem bus: 2,667 MHz, 105 W, AVX Base 2.50 GHz, AVX Turbo 3.40 GHz)
Intel® Xeon® Silver 4310 (12C, 2.10 GHz, TLC: 18 MB, Turbo: 2.70 GHz, 10.4 GT/s, Mem bus: 2,667 MHz, 120 W, AVX Base 2.0 GHz, AVX Turbo 2.60 GHz)
Intel® Xeon® Silver 4314 (16C, 2.40 GHz, TLC: 24 MB, Turbo: 2.90 GHz, 10.4 GT/s, Mem bus: 2,667 MHz, 135 W, AVX Base 2.10 GHz, AVX Turbo 2.90 GHz)
Intel® Xeon® Silver 4316 (20C, 2.30 GHz, TLC: 30 MB, Turbo: 2.80 GHz, 10.4 GT/s, Mem bus: 2,667 MHz, 150 W, AVX Base 2.0 GHz, AVX Turbo 2.80 GHz)

Intel® Xeon® Gold Processor	Intel® Xeon® Gold 5315Y (8C, 3.20 GHz, TLC: 12 MB, Turbo: 3.50 GHz, 11.2 GT/s, Mem bus: 2,933 MHz, 140 W, AVX Base 3.0 GHz, AVX Turbo 3.40 GHz)	
	Intel® Xeon® Gold 5317 (12C, 3.0 GHz, TLC: 18 MB, Turbo: 3.40 GHz, 11.2 GT/s, Mem bus: 2,933 MHz, 150 W, AVX Base 2.70 GHz, AVX Turbo 3.40 GHz)	
	Intel® Xeon® Gold 5318S (24C, 2.1 GHz, TLC: 36 MB, Turbo: 2.60 GHz, 11.2 GT/s, Mem bus: 2,933 MHz, 165 W, AVX Base 1.90 GHz, AVX Turbo 2.60 GHz)	
	Intel® Xeon® Gold 5318Y (24C, 2.10 GHz, TLC: 36 MB, Turbo: 2.60 GHz, 11.2 GT/s, Mem bus: 2,933 MHz, 165 W, AVX Base 1.90 GHz, AVX Turbo 2.60 GHz)	
	Intel® Xeon® Gold 5320 (26C, 2.20 GHz, TLC: 39 MB, Turbo: 2.80 GHz, 11.2 GT/s, Mem bus: 2,933 MHz, 185 W, AVX Base 1.90 GHz, AVX Turbo 2.80 GHz)	
	Intel® Xeon® Gold 6312U (24C, 2.4 GHz, TLC: 36 MB, Turbo: 3.10 GHz, 11.2 GT/s, Mem bus: 2,933 MHz, 185 W, AVX Base 2.10 GHz, AVX Turbo 3.00 GHz)	
	Intel® Xeon® Gold 6314U (32 C, 2.3 GHz, TLC: 48 MB, Turbo: 2.90 GHz, 11.2 GT/s, Mem bus: 3,200 MHz, 205 W, AVX Base 2.0 GHz, AVX Turbo 2.80 GHz)	
	Intel® Xeon® Gold 6326 (16C, 2.9 GHz, TLC: 24 MB, Turbo: 3.30 GHz, 11.2 GT/s, Mem bus: 3,200 MHz, 185 W, AVX Base 2.50 GHz, AVX Turbo 3.30 GHz)	
	Intel® Xeon® Gold 6330 (28C, 2.0 GHz, TLC: 42 MB, Turbo: 2.60 GHz, 11.2 GT/s, Mem bus: 3,200 MHz, 205 W, AVX Base 1.70 GHz, AVX Turbo 2.60 GHz)	
	Intel® Xeon® Gold 6330N (28C, 2.20 GHz, TLC: 42 MB, Turbo: 2.60 GHz, 11.2 GT/s, Mem bus: 3,200 MHz, 165 W, AVX Base 1.50 GHz, AVX Turbo 2.60 GHz)	
	Intel® Xeon® Gold 6334 (8 Cores, 3.6 GHz, TLC: 18 MB, Turbo: 3.60 GHz, 11.2 GT/s, Mem bus: 3,200 MHz, 165 W, AVX Base 3.30 GHz, AVX Turbo 3.60 GHz)	
	Intel® Xeon® Gold 6336Y (24C, 2.4 GHz, TLC: 36 MB, Turbo: 3.00 GHz, 11.2 GT/s, Mem bus: 3,200 MHz, 185 W, AVX Base 2.10 GHz, AVX Turbo 2.90 GHz)	
	Intel® Xeon® Gold 6338 (32 C, 2.0 GHz, TLC: 48 MB, Turbo: 2.60 GHz, 11.2 GT/s, Mem bus: 3,200 MHz, 205 W, AVX Base 1.80 GHz, AVX Turbo 2.60 GHz)	
	Intel® Xeon® Gold 6338T (24C, 2.1 GHz, TLC: 36 MB, Turbo: 2.70 GHz, 11.2 GT/s, Mem bus: 2,933 MHz, 165 W, AVX Base 1.80 GHz, AVX Turbo 2.60 GHz)	
	Intel® Xeon® Gold 6342 (24C, 2.8 GHz, TLC: 36 MB, Turbo: 3.30 GHz, 11.2 GT/s, Mem bus: 3,200 MHz, 230 W, AVX Base 2.50 GHz, AVX Turbo 3.30 GHz)	
	Intel® Xeon® Gold 6346 (16C, 3.10 GHz, TLC: 36 MB, Turbo: 3.60 GHz, 11.2 GT/s, Mem bus: 3,200 MHz, 205 W, AVX Base 2.80 GHz, AVX Turbo 3.50 GHz)	
	Intel® Xeon® Gold 6348 (28C, 2.60 GHz, TLC: 42 MB, Turbo: 3.40 GHz, 11.2 GT/s, Mem bus: 3,200 MHz, 235 W, AVX Base 2.40 GHz, AVX Turbo 3.40 GHz)	
	Intel® Xeon® Gold 6354 (18C, 3.0 GHz, TLC: 39 MB, Turbo: 3.60 GHz, 11.2 GT/s, Mem bus: 3,200 MHz, 205 W, AVX Base 2.70 GHz, AVX Turbo 3.30 GHz)	
	Intel® Xeon® Platinum Processor	Intel® Xeon® Platinum 8352M (32 C, 2.30 GHz, TLC: 48 MB, Turbo: 2.80 GHz, 11.2 GT/s, Mem bus: 3,200 MHz, 185 W, AVX Base 1.80 GHz, AVX Turbo 2.80 GHz)
		Intel® Xeon® Platinum 8352V (36C, 2.10 GHz, TLC: 54 MB, Turbo: 2.50 GHz, 11.2 GT/s, Mem bus: 3,200 MHz, 195 W, AVX Base 1.70 GHz, AVX Turbo 2.50 GHz)
Intel® Xeon® Platinum 8352Y (32 C, 2.20 GHz, TLC: 48 MB, Turbo: 2.80 GHz, 11.2 GT/s, Mem bus: 3,200 MHz, 205 W, AVX Base 1.90 GHz, AVX Turbo 2.70 GHz)		
Intel® Xeon® Platinum 8358 (32 C, 2.60 GHz, TLC: 48 MB, Turbo: 3.30 GHz, 11.2 GT/s, Mem bus: 3,200 MHz, 250 W, AVX Base 2.30 GHz, AVX Turbo 3.30 GHz)		
Intel® Xeon® Platinum 8358P (32 C, 2.60 GHz, TLC: 48 MB, Turbo: 3.20 GHz, 11.2 GT/s, Mem bus: 3,200 MHz, 240 W, AVX Base 2.20 GHz, AVX Turbo 3.20 GHz)		
Intel® Xeon® Platinum 8360Y (36C, 2.40 GHz, TLC: 54 MB, Turbo: 3.10 GHz, 11.2 GT/s, Mem bus: 3,200 MHz, 250 W, AVX Base 2.10 GHz, AVX Turbo 3.10 GHz)		
Intel® Xeon® Platinum 8368 (38C, 2.40 GHz, TLC: 57 MB, Turbo: 3.20 GHz, 11.2 GT/s, Mem bus: 3,200 MHz, 270 W, AVX Base 2.20 GHz, AVX Turbo 3.10 GHz)		
Intel® Xeon® Platinum 8380 (40C, 2.30 GHz, TLC: 60 MB, Turbo: 3.00 GHz, 11.2 GT/s, Mem bus: 3,200 MHz, 270 W, AVX Base 2.10 GHz, AVX Turbo 2.90 GHz)		
Processor notes		no mix of different processor types
Memory slots	32 (16 DIMMs per CPU, 8 channels with 2 slots per channel)	
Memory slot type	DIMM (DDR4 RDIMM, LRDIMM and Intel® Optane™ PMem)	
Memory capacity (min. - max.)	8 GB - 10 TB	

Memory protection	ECC Memory Scrubbing SDDC ADDDC (Adaptive Double DRAM Device Correction) Memory Mirroring support
Memory notes	Max. 8 slots populated with PMem modules per CPU, please see relevant system configurator for details.
Non-volatile memory modules	1024 GB (2 module(s) 512 GB) DDR-T, registered, ECC, 3,200 MT/s, NVM, DCPMM, 4Rx4 1024 GB (4 module(s) 256 GB) DDR-T, registered, ECC, 3,200 MT/s, NVM, DCPMM, 2Rx4 1024 GB (8 module(s) 128 GB) DDR-T, registered, ECC, 3,200 MT/s, NVM, DCPMM, 1Rx4 128 GB (1 module(s) 128 GB) DDR-T, registered, ECC, 3,200 MT/s, NVM, DCPMM, 1Rx4 2048 GB (4 module(s) 512 GB) DDR-T, registered, ECC, 3,200 MT/s, NVM, DCPMM, 4Rx4 2048 GB (8 module(s) 256 GB) DDR-T, registered, ECC, 3,200 MT/s, NVM, DCPMM, 2Rx4 256 GB (1 module(s) 256 GB) DDR-T, registered, ECC, 3,200 MT/s, NVM, DCPMM, 2Rx4 256 GB (2 module(s) 128 GB) DDR-T, registered, ECC, 3,200 MT/s, NVM, DCPMM, 1Rx4 4096 GB (8 module(s) 512 GB) DDR-T, registered, ECC, 3,200 MT/s, NVM, DCPMM, 4Rx4 512 GB (1 module(s) 512 GB) DDR-T, registered, ECC, 3,200 MT/s, NVM, DCPMM, 4Rx4 512 GB (2 module(s) 256 GB) DDR-T, registered, ECC, 3,200 MT/s, NVM, DCPMM, 2Rx4 512 GB (4 module(s) 128 GB) DDR-T, registered, ECC, 3,200 MT/s, NVM, DCPMM, 1Rx4
Standard memory modules	8 GB (1 module(s) 8 GB) DDR4, registered, ECC, 3,200 MT/s, PC4-3200, DIMM, 1Rx8 128 GB (1 module(s) 128 GB) DDR4, registered, ECC, 3,200 MT/s, PC4-3200, LRDIMM, 4Rx4 16 GB (1 module(s) 16 GB) DDR4, registered, ECC, 3,200 MT/s, PC4-3200, DIMM, 2Rx8 16 GB (1 module(s) 16 GB) DDR4, registered, ECC, 3,200 MT/s, PC4-3200, DIMM, 1Rx4 32 GB (1 module(s) 32 GB) DDR4, registered, ECC, 3,200 MT/s, PC4-3200, DIMM, 2Rx4 64 GB (1 module(s) 64 GB) DDR4, registered, ECC, 3,200 MT/s, PC4-3200, LRDIMM, 4Rx4 64 GB (1 module(s) 64 GB) DDR4, registered, ECC, 3,200 MT/s, PC4-3200, DIMM, 2Rx4
Standard memory modules (for use in combination with non-volatile memory modules)	1024 GB (8 module(s) 128 GB) DDR4, registered, ECC, 3,200 MT/s, PC4-3200, DIMM, 4Rx4 128 GB (8 module(s) 16 GB) DDR4, registered, ECC, 3,200 MT/s, PC4-3200, DIMM, 1Rx4 128 GB (4 module(s) 32 GB) DDR4, registered, ECC, 3,200 MT/s, PC4-3200, DIMM, 2Rx4 192 GB (6 module(s) 32 GB) DDR4, registered, ECC, 3,200 MT/s, PC4-3200, DIMM, 2Rx4 192 GB (12 module(s) 16 GB) DDR4, registered, ECC, 3,200 MT/s, PC4-3200, DIMM, 1Rx4 256 GB (8 module(s) 32 GB) DDR4, registered, ECC, 3,200 MT/s, PC4-3200, DIMM, 2Rx4 256 GB (4 module(s) 64 GB) DDR4, registered, ECC, 3,200 MT/s, PC4-3200, DIMM, 2Rx4 384 GB (12 module(s) 32 GB) DDR4, registered, ECC, 3,200 MT/s, PC4-3200, DIMM, 2Rx4 384 GB (6 module(s) 64 GB) DDR4, registered, ECC, 3,200 MT/s, PC4-3200, DIMM, 2Rx4 512 GB (4 module(s) 128 GB) DDR4, registered, ECC, 3,200 MT/s, PC4-3200, DIMM, 4Rx4 512 GB (8 module(s) 64 GB) DDR4, registered, ECC, 3,200 MT/s, PC4-3200, DIMM, 2Rx4 64 GB (4 module(s) 16 GB) DDR4, registered, ECC, 3,200 MT/s, PC4-3200, DIMM, 1Rx4 768 GB (12 module(s) 64 GB) DDR4, registered, ECC, 3,200 MT/s, PC4-3200, DIMM, 2Rx4 96 GB (6 module(s) 16 GB) DDR4, registered, ECC, 3,200 MT/s, PC4-3200, DIMM, 1Rx4
Interfaces	
USB 3.x ports	5 x USB 3.0 (2x front, 2x rear, 1x internal)
Graphics (15-pin)	2 x VGA (thereof 1x front optional - not for base unit with 10x 2.5" and 32x EDSFF drives)
Serial 1 (9-pin)	1 x optional (occupies PCIe slot)
Management LAN (RJ45)	1 x dedicated management LAN port for iRMC S5 (10/100/1000 Mbit/s)
Interface notes	Management LAN traffic can be switched to shared OCPv3 card, speed and connector is related to installed interface card.
Onboard or integrated Controller	
RAID controller	All hardware storage controller options are described under Components For dedicated base units front AND rear storage drives may be connected to a single controller. Please see relevant system configurator for configuration options and restrictions.
SATA Controller	Intel® C621A, 1x SATA channel for ODD, 2x SATA channel for M.2, 8x SATA channel for HDD/SSD or 10x SATA channel for HDD/SSD instead of 1 x SATA channel for ODD

Onboard or integrated Controller

LAN Controller	Dynamic LoM via OCP slot; OCPv3 compliant Optional OCP adaptors: 4 x 1 Gbit/s Ethernet (RJ45) 2 x 10 Gbit/s Ethernet (RJ45) 4 x 10 Gbit/s Ethernet (RJ45) 2 x 10 Gbit/s SFP+ 4 x 10 Gbit/s SFP+ 2 x 25 Gbit/s SFP28 2x 100 Gbit/s QSFP28 All LAN controllers (for OCP slots and PCIe slots) are described under Components. For details, please refer to the relevant system configuration guide.
Remote management controller	Integrated Remote Management Controller (iRMC S5, 512 MB attached memory incl. graphics controller) IPMI 2.0 compatible
Trusted Platform Module (TPM)	Infineon / TPM 2.0 module; TCG compliant (option)

Slots

PCI-Express 4.0 x8	1 x Low profile
PCI-Express 4.0 x16	3 x Low profile (2nd processor required for slot 3); 1x16 if fh slot selected
Slot Notes	Slot 4 (internal): PCIe Gen4 x8 @CPU1 is dedicated for the modular RAID Controller. Slot 1: PCIe Gen4 x16 @CPU1 for low profile cards with up to 167mm length Slot 2: PCIe Gen4 x16 @CPU1 for low profile cards with up to 167mm length Slot 3: PCIe Gen4 x16 @CPU2 for low profile cards with up to 167mm length Slot 3 option: PCIe Gen4 x16 @CPU2 for full height cards with up to 167mm length (in this case, slot 2 is not available) Slot availability and population depending on selected base unit. Please see relevant configurator for details

Drive bays (Base unit specific)

Storage drive bays	up to 4 x 3.5-inch, 8 x 2.5-inch, 10 x 2.5-inch or 32 x EDSFF base unit
Accessible drive bays	1 x 5.25/9.5mm for DVD-RW/Blu-ray
Notes accessible drives	Not for 10x 2.5-inch/32 x EDSFF base unit. All possible options described in relevant system configurator.
Optional accessible drives	2x 2.5-inch hot-plug SAS/SATA rear option

General system information

Number of fans	8
Fan configuration	redundant / hot-plug
Fan notes	3+1 fan modules for 1 CPU configuration; 7+1 fan modules for 2 CPU configuration

Operating panel

Operating buttons	On/off switch Reset button NMI button ID button
Status LEDs	At system front side: Power (DC-On: green / AC-On: white) Global error (orange) Identification (blue) Hard disks access (green) CSS (orange) At system rear side: System status (green) CSS (orange) Identification (blue) Global error (orange) LAN connection (green) LAN speed (green / yellow)

BIOS

BIOS features	UEFI compliant Secure boot support ROM based setup utility GPT support for boot drives larger than 2.2 TB Memory Redundancy support (Mirroring) IPMI support Recovery BIOS BIOS settings save and restore Local BIOS update from USB device Online update tools for main Linux versions Local and remote update via ServerView Update Manager IPv4/IPv6 remote PXE & iSCSI boot support Cryptographically Signed BIOS Firmware Update HTTP and HTTPS Boot PCIe Bifurcation configurable
---------------	---

Operating Systems and Virtualization Software

Certified or supported operating systems and virtualization software	Windows Server 2022 Datacenter Windows Server 2022 Standard Windows Server 2019 Datacenter Windows Server 2019 Standard Windows Server 2019 Essentials Hyper-V Server 2016 Windows Server 2016 Datacenter Windows Server 2016 Standard Windows Server 2016 Essentials Windows Storage Server 2016 Standard VMware vSphere™ 7.0 VMware vSphere™ 6.7 SUSE® Linux Enterprise Server 15 SUSE® Linux Enterprise Server 12 Red Hat® Enterprise Linux 8 Red Hat® Enterprise Linux 7 Oracle® Linux 7
Operating system release link	http://docs.ts.fujitsu.com/dl.aspx?id=d4ebd846-aa0c-478b-8f58-4cfbf3230473
Operating system notes	Support of other Linux derivatives on demand Use of certified or supported operating systems and virtualization software is subject to proactive acceptance of the respective License Agreements/ EULAs/ Subscription and support terms of the Software manufacturer as applicable for the relevant Software whether preinstalled or optional. The software may only be available bundled with a software support subscription which – depending on the Software - may be subject to separate remuneration.

Infrastructure and Server Management

DC Infrastructure Management	Infrastructure Manager (ISM) Essential Edition Advanced Edition
Server Management	Infrastructure Manager (ISM) Essential Edition Advanced Edition ServerView Suite
Management notes	For further information regarding ISM and ServerView Suite see dedicated data sheets.
Manageability link	http://docs.ts.fujitsu.com/dl.aspx?id=9e92297a-16fb-4c69-8559-e38e7b42fee6

Dimensions / Weight

Rack (W x D x H)	482.2 mm (Bezel) / 435 mm (Body) x 807.45 x 42.7 mm
Mounting Depth Rack	836.95 mm
Height Unit Rack	1 U
19" rackmount	Yes
Weight	max. 18.2 kg

Dimensions / Weight

Weight notes	Actual weight may vary depending on configuration
Rack integration kit	Rack integration kit as option

Environment

Operating temperature note	PRIMERGY servers are designed for the usage with operating temperatures of up to 35°C. There could be configurations that are not able to work within this normal operation class. Please use the Fujitsu WebArchitect (www.fujitsu.com/configurator/public) to get detailed information on the corresponding configurations.
Operating relative humidity	10 - 85 % (non condensing)
Operating environment	FTS 04230 – Guideline for Data Center (installation specification)
Operating environment link	http://docs.ts.fujitsu.com/dl.aspx?id=e4813edf-4a27-461a-8184-983092c12dbe
Noise emission	Measured according to ISO 7779 and declared according to ISO 9296
Sound pressure (LpAm)	37.1 dB(A) (idle) / 47.6 dB(A) (operating) typical Values
Sound power (LWAd; 1B = 10dB)	5.5 B (idle) / 6.4 B (operating) typical Values
Noise notes	Noise emissions depends on operation modes, system configuration and ambient temperature.

Electrical values

Power supply configuration	1 x hot-plug power supply or 2 x hot-plug power supply for redundancy
Hot-plug power supply redundancy	Optional
Active power (max. configuration)	1,848 W
Apparent power (max. configuration)	1868 VA
Heat emission (max. configuration)	6652.8 kJ/h (6305.6 BTU/h)
Rated current max.	12A (100-127 V) / 10A (200-240 V)
Active power note	To estimate the power consumption of different configurations please use the Fujitsu WebArchitect: www.fujitsu.com/configurator/public
Power supply	500W hot-plug, 94% (Platinum efficiency), 100-240V, 50 / 60Hz 900W hot-plug, 96% (Titanium efficiency), 200-240V, 50 / 60Hz 900W hot-plug, 94% (Platinum efficiency), 100-240V, 50 / 60Hz 1600W hot-plug, 94% (Platinum efficiency), 100-240V, 50 / 60Hz; 100V range: 1030W 1300W hot-plug, 94% (equivalent to Platinum efficiency) –48V DC 1600W hot plug, 94% (equivalent to Platinum efficiency) 380V DC
Power supply notes	Power Safeguard adapts system performance in case the power requirements exceeds supply limits. 96% Titanium Power supply unit is only released for 200-240V

Compliance

Product	PRIMERGY RX2530 M6
Model	PR200C
Global	CB RoHS (Substance limitations in accordance with global RoHS regulations) WEEE (Waste electrical and electronic equipment)
Germany	GS
Europe	CE
USA/Canada	NRTLc/us FCC Class A ICES-003 / NMB-003 Class A
Japan	VCCI Class A + JIS 61000-3-2
Russia	EAC
South Korea	KC
China	CCC
Australia/New Zealand	RCM
Taiwan	BSMI
India	BIS
Compliance link	https://sp.ts.fujitsu.com/sites/certificates
Compliance notes	There is general compliance with the safety requirements of all European countries and North America. National approvals required in order to satisfy statutory regulations or for other reasons can be applied for on request. * Warning: This is a class A product. In a domestic environment this product may cause radio interference in which case the user may be required to take adequate measures.

Components

Optical drives	Blu-ray Disc™ Triple Writer, (6x BD-RW, 8x DVD, 24x CD), ultraslim, SATA I DVD Super Multi ultra slim , (8x DVD; 24x CD), ultraslim, SATA I
Hard disk drives	HDD SATA, 6 Gb/s, 18 TB, 7,200 rpm, 512e, hot-plug, 3.5-inch, business critical HDD SATA, 6 Gb/s, 16 TB, 7,200 rpm, 512e, hot-plug, 3.5-inch, business critical HDD SATA, 6 Gb/s, 14 TB, 7,200 rpm, 512e, hot-plug, 3.5-inch, business critical HDD SATA, 6 Gb/s, 12 TB, 7,200 rpm, 512e, hot-plug, 3.5-inch, business critical HDD SATA, 6 Gb/s, 8 TB, 7,200 rpm, 512e, hot-plug, 3.5-inch, business critical HDD SATA, 6 Gb/s, 6 TB, 7,200 rpm, 512e, hot-plug, 3.5-inch, business critical HDD SATA, 6 Gb/s, 4 TB, 7,200 rpm, 512n, hot-plug, 3.5-inch, business critical HDD SATA, 6 Gb/s, 2 TB, 7,200 rpm, 512n, hot-plug, 3.5-inch, business critical HDD SATA, 6 Gb/s, 1 TB, 7,200 rpm, 512n, hot-plug, 3.5-inch, business critical
Hard disk drives	HDD SAS, 12 Gb/s, 900 GB, 15,000 rpm, hot-plug, 3.5-inch, enterprise HDD SAS, 12 Gb/s, 900 GB, 15,000 rpm, 512n, hot-plug, 2.5-inch, enterprise HDD SAS, 12 Gb/s, 900 GB, 10,000 rpm, 512n, hot-plug, 2.5-inch, enterprise HDD SAS, 12 Gb/s, 900 GB, 10,000 rpm, 512e, hot-plug, 2.5-inch, enterprise HDD SAS, 12 Gb/s, 600 GB, 15,000 rpm, hot-plug, 3.5-inch, enterprise HDD SAS, 12 Gb/s, 600 GB, 15,000 rpm, 512n, hot-plug, 2.5-inch, enterprise HDD SAS, 12 Gb/s, 600 GB, 10,000 rpm, 512n, hot-plug, 3.5-inch, enterprise HDD SAS, 12 Gb/s, 600 GB, 10,000 rpm, 512n, hot-plug, 2.5-inch, enterprise HDD SAS, 12 Gb/s, 600 GB , 10,000 rpm, 512n, hot-plug, 2.5-inch, enterprise, SED HDD SAS, 12 Gb/s, 300 GB, 15,000 rpm, hot-plug, 3.5-inch, enterprise HDD SAS, 12 Gb/s, 300 GB, 15,000 rpm, 512n, hot-plug, 2.5-inch, enterprise HDD SAS, 12 Gb/s, 300 GB, 10,000 rpm, 512n, hot-plug, 3.5-inch, enterprise HDD SAS, 12 Gb/s, 300 GB, 10,000 rpm, 512n, hot-plug, 2.5-inch, enterprise, SED HDD SAS, 12 Gb/s, 300 GB, 10,000 rpm, 512n, hot-plug, 2.5-inch, enterprise HDD SAS, 12 Gb/s, 18 TB, 7,200 rpm, 512e, hot-plug, 3.5-inch, enterprise, SED HDD SAS, 12 Gb/s, 18 TB, 7,200 rpm, 512e, hot-plug, 3.5-inch, business critical HDD SAS, 12 Gb/s, 16 TB, 7,200 rpm, 512e, hot-plug, 3.5-inch, enterprise, SED HDD SAS, 12 Gb/s, 16 TB, 7,200 rpm, 512e, hot-plug, 3.5-inch, business critical HDD SAS, 12 Gb/s, 14 TB, 7,200 rpm, 512e, hot-plug, 3.5-inch, enterprise, SED HDD SAS, 12 Gb/s, 14 TB, 7,200 rpm, 512e, hot-plug, 3.5-inch, business critical HDD SAS, 12 Gb/s, 12 TB, 7,200 rpm, 512e, hot-plug, 3.5-inch, enterprise, SED HDD SAS, 12 Gb/s, 12 TB, 7,200 rpm, 512e, hot-plug, 3.5-inch, business critical HDD SAS, 12 Gb/s, 10 TB, 7,200 rpm, 512e, hot-plug, 3.5-inch, enterprise, SED HDD SAS, 12 Gb/s, 8 TB, 7,200 rpm, 512e, hot-plug, 3.5-inch, business critical HDD SAS, 12 Gb/s, 6 TB, 7,200 rpm, 512e, hot-plug, 3.5-inch, enterprise, SED HDD SAS, 12 Gb/s, 6 TB, 7,200 rpm, 512e, hot-plug, 3.5-inch, business critical HDD SAS, 12 Gb/s, 4 TB, 7,200 rpm, hot-plug, 3.5-inch, business critical HDD SAS, 12 Gb/s, 2.4 TB, 10,000 rpm, 512e, hot-plug, 3.5-inch, enterprise HDD SAS, 12 Gb/s, 2.4 TB, 10,000 rpm, 512e, hot-plug, 2.5-inch, enterprise, SED HDD SAS, 12 Gb/s, 2.4 TB, 10,000 rpm, 512e, hot-plug, 2.5-inch, enterprise HDD SAS, 12 Gb/s, 2 TB, 7,200 rpm, hot-plug, 3.5-inch, business critical HDD SAS, 12 Gb/s, 1.8 TB, 10,000 rpm, 512e, hot-plug, 3.5-inch, enterprise HDD SAS, 12 Gb/s, 1.8 TB, 10,000 rpm, 512e, hot-plug, 2.5-inch, enterprise, SED HDD SAS, 12 Gb/s, 1.8 TB, 10,000 rpm, 512e, hot-plug, 2.5-inch, enterprise HDD SAS, 12 Gb/s, 1.2 TB, 10,000 rpm, hot-plug, 2.5-inch, enterprise HDD SAS, 12 Gb/s, 1.2 TB, 10,000 rpm, 512n, hot-plug, 3.5-inch, enterprise HDD SAS, 12 Gb/s, 1.2 TB , 10,000 rpm, 512n, hot-plug, 2.5-inch, enterprise, SED

Solid-State-
Drive

SSD SATA, 6 Gb/s, 960 GB, Read-Intensive, hot-plug, 3.5-inch, enterprise, 1.0 DWPD (Drive Writes Per Day for 5 years)
SSD SATA, 6 Gb/s, 960 GB, Read-Intensive, hot-plug, 3.5-inch, enterprise, 0.9 DWPD (Drive Writes Per Day for 5 years)
SSD SATA, 6 Gb/s, 960 GB, Read-Intensive, hot-plug, 2.5-inch, enterprise, 1.0 DWPD (Drive Writes Per Day for 5 years)
SSD SATA, 6 Gb/s, 960 GB, Read-Intensive, hot-plug, 2.5-inch, enterprise, 0.9 DWPD (Drive Writes Per Day for 5 years)
SSD SATA, 6 Gb/s, 960 GB, Mixed-use, hot-plug, 3.5-inch, enterprise, 3.0 DWPD (Drive Writes Per Day for 5 years)
SSD SATA, 6 Gb/s, 960 GB, Mixed-use, hot-plug, 3.5-inch, enterprise, 0.9 DWPD (Drive Writes Per Day for 5 years)
SSD SATA, 6 Gb/s, 960 GB, Mixed-use, hot-plug, 2.5-inch, enterprise, 3.0 DWPD (Drive Writes Per Day for 5 years)
SSD SATA, 6 Gb/s, 960 GB, Mixed-use, hot-plug, 2.5-inch, enterprise, 0.9 DWPD (Drive Writes Per Day for 5 years)
SSD SATA, 6 Gb/s, 480 GB, Read-Intensive, hot-plug, 3.5-inch, enterprise, 1.0 DWPD (Drive Writes Per Day for 5 years)
SSD SATA, 6 Gb/s, 480 GB, Read-Intensive, hot-plug, 3.5-inch, enterprise, 0.9 DWPD (Drive Writes Per Day for 5 years)
SSD SATA, 6 Gb/s, 480 GB, Read-Intensive, hot-plug, 2.5-inch, enterprise, 1.0 DWPD (Drive Writes Per Day for 5 years)
SSD SATA, 6 Gb/s, 480 GB, Read-Intensive, hot-plug, 2.5-inch, enterprise, 0.9 DWPD (Drive Writes Per Day for 5 years)
SSD SATA, 6 Gb/s, 480 GB, Mixed-use, hot-plug, 3.5-inch, enterprise, 3.0 DWPD (Drive Writes Per Day for 5 years)
SSD SATA, 6 Gb/s, 480 GB, Mixed-use, hot-plug, 3.5-inch, enterprise, 0.9 DWPD (Drive Writes Per Day for 5 years)
SSD SATA, 6 Gb/s, 480 GB, Mixed-use, hot-plug, 2.5-inch, enterprise, 3.0 DWPD (Drive Writes Per Day for 5 years)
SSD SATA, 6 Gb/s, 480 GB, Mixed-use, hot-plug, 2.5-inch, enterprise, 0.9 DWPD (Drive Writes Per Day for 5 years)
SSD SATA, 6 Gb/s, 240 GB, Read-Intensive, hot-plug, 3.5-inch, enterprise, 1.4 DWPD (Drive Writes Per Day for 5 years)
SSD SATA, 6 Gb/s, 240 GB, Read-Intensive, hot-plug, 3.5-inch, enterprise, 1.0 DWPD (Drive Writes Per Day for 5 years)
SSD SATA, 6 Gb/s, 240 GB, Read-Intensive, hot-plug, 2.5-inch, enterprise, 1.4 DWPD (Drive Writes Per Day for 5 years)
SSD SATA, 6 Gb/s, 240 GB, Read-Intensive, hot-plug, 2.5-inch, enterprise, 1.0 DWPD (Drive Writes Per Day for 5 years)
SSD SATA, 6 Gb/s, 240 GB, Mixed-use, hot-plug, 3.5-inch, enterprise, 1.4 DWPD (Drive Writes Per Day for 5 years)
SSD SATA, 6 Gb/s, 240 GB, Mixed-use, hot-plug, 2.5-inch, enterprise, 1.4 DWPD (Drive Writes Per Day for 5 years)
SSD SATA, 6 Gb/s, 7.68 TB, Read-Intensive, hot-plug, 3.5-inch, enterprise, 1.0 DWPD (Drive Writes Per Day for 5 years)
SSD SATA, 6 Gb/s, 7.68 TB, Read-Intensive, hot-plug, 3.5-inch, enterprise, 0.5 DWPD (Drive Writes Per Day for 5 years)
SSD SATA, 6 Gb/s, 7.68 TB, Read-Intensive, hot-plug, 2.5-inch, enterprise, 1.0 DWPD (Drive Writes Per Day for 5 years)
SSD SATA, 6 Gb/s, 7.68 TB, Read-Intensive, hot-plug, 2.5-inch, enterprise, 0.5 DWPD (Drive Writes Per Day for 5 years)
SSD SATA, 6 Gb/s, 3.84 TB, Read-Intensive, hot-plug, 3.5-inch, enterprise, 1.0 DWPD (Drive Writes Per Day for 5 years)
SSD SATA, 6 Gb/s, 3.84 TB, Read-Intensive, hot-plug, 2.5-inch, enterprise, 1.0 DWPD (Drive Writes Per Day for 5 years)
SSD SATA, 6 Gb/s, 3.84 TB, Mixed-use, hot-plug, 3.5-inch, enterprise, 3.0 DWPD (Drive Writes Per Day for 5 years)
SSD SATA, 6 Gb/s, 3.84 TB, Mixed-use, hot-plug, 3.5-inch, enterprise, 1.0 DWPD (Drive Writes Per Day for 5 years)
SSD SATA, 6 Gb/s, 3.84 TB, Mixed-use, hot-plug, 2.5-inch, enterprise, 3.0 DWPD (Drive Writes Per Day for 5 years)
SSD SATA, 6 Gb/s, 3.84 TB, Mixed-use, hot-plug, 2.5-inch, enterprise, 1.0 DWPD (Drive Writes Per Day for 5 years)
SSD SATA, 6 Gb/s, 1.92 TB, Read-Intensive, hot-plug, 3.5-inch, enterprise, 1.0 DWPD (Drive Writes Per Day for 5 years)
SSD SATA, 6 Gb/s, 1.92 TB, Read-Intensive, hot-plug, 3.5-inch, enterprise, 0.9 DWPD (Drive Writes Per Day for 5 years)
SSD SATA, 6 Gb/s, 1.92 TB, Read-Intensive, hot-plug, 2.5-inch, enterprise, 1.0 DWPD (Drive Writes Per Day for 5 years)
SSD SATA, 6 Gb/s, 1.92 TB, Read-Intensive, hot-plug, 2.5-inch, enterprise, 0.9 DWPD (Drive Writes Per Day for 5 years)
SSD SATA, 6 Gb/s, 1.92 TB, Mixed-use, hot-plug, 3.5-inch, enterprise, 3.0 DWPD (Drive Writes Per Day for 5 years)
SSD SATA, 6 Gb/s, 1.92 TB, Mixed-use, hot-plug, 3.5-inch, enterprise, 0.9 DWPD (Drive Writes Per Day for 5 years)
SSD SATA, 6 Gb/s, 1.92 TB, Mixed-use, hot-plug, 2.5-inch, enterprise, 3.0 DWPD (Drive Writes Per Day for 5 years)
SSD SATA, 6 Gb/s, 1.92 TB, Mixed-use, hot-plug, 2.5-inch, enterprise, 3 DWPD (drive writes per day for 5 years)
SSD SATA, 6 Gb/s, 1.92 TB, Mixed-use, hot-plug, 2.5-inch, enterprise, 0.9 DWPD (Drive Writes Per Day for 5 years)
SSD M.2 SATA, 6 Gb/s, 480 GB, non hot plug, enterprise, 1.5 DWPD (Drive Writes Per Day for 5 years)
SSD M.2 SATA, 6 Gb/s, 240 GB, non hot plug, enterprise, 1.5 DWPD (Drive Writes Per Day for 5 years)

Solid-State-Drive

SSD SAS, 12 Gb/s, 960 GB, Read-Intensive, hot-plug, 3.5-inch, enterprise, 1 DWPD (Drive Writes Per Day for 5 years)
SSD SAS, 12 Gb/s, 960 GB, Read-Intensive, hot-plug, 2.5-inch, enterprise, 1 DWPD (Drive Writes Per Day for 5 years)
SSD SAS, 12 Gb/s, 800 TB, Write-Intensive, hot-plug, 3.5-inch, enterprise, 10 DWPD (Drive Writes Per Day for 5 years)
SSD SAS, 12 Gb/s, 800 GB, Write-Intensive, hot-plug, 2.5-inch, enterprise, 10 DWPD (Drive Writes Per Day for 5 years), SED
SSD SAS, 12 Gb/s, 800 GB, Write-Intensive, hot-plug, 2.5-inch, enterprise, 10 DWPD (Drive Writes Per Day for 5 years)
SSD SAS, 12 Gb/s, 800 GB, Mixed-use, hot-plug, 3.5-inch, enterprise, 3 DWPD (Drive Writes Per Day for 5 years)
SSD SAS, 12 Gb/s, 800 GB, Mixed-use, hot-plug, 2.5-inch, enterprise, 3 DWPD (Drive Writes Per Day for 5 years)
SSD SAS, 12 Gb/s, 400 GB, Write-Intensive, hot-plug, 3.5-inch, enterprise, 10 DWPD (Drive Writes Per Day for 5 years)
SSD SAS, 12 Gb/s, 400 GB, Write-Intensive, hot-plug, 2.5-inch, enterprise, 10 DWPD (Drive Writes Per Day for 5 years), SED
SSD SAS, 12 Gb/s, 400 GB, Write-Intensive, hot-plug, 2.5-inch, enterprise, 10 DWPD (Drive Writes Per Day for 5 years)
SSD SAS, 12 Gb/s, 15.36 TB, Read-Intensive, hot-plug, 2.5-inch, enterprise, 1 DWPD (Drive Writes Per Day for 5 years)
SSD SAS, 12 Gb/s, 7.68 TB, Read-Intensive, hot-plug, 3.5-inch, enterprise, 1 DWPD (Drive Writes Per Day for 5 years)
SSD SAS, 12 Gb/s, 7.68 TB, Read-Intensive, hot-plug, 2.5-inch, enterprise, 1 DWPD (Drive Writes Per Day for 5 years)
SSD SAS, 12 Gb/s, 6.4 TB, Mixed-use, hot-plug, 2.5-inch, enterprise, 3 DWPD (Drive Writes Per Day for 5 years)
SSD SAS, 12 Gb/s, 3.84 TB, Read-Intensive, hot-plug, 3.5-inch, enterprise, 1 DWPD (Drive Writes Per Day for 5 years)
SSD SAS, 12 Gb/s, 3.84 TB, Read-Intensive, hot-plug, 2.5-inch, enterprise, 1 DWPD (Drive Writes Per Day for 5 years)
SSD SAS, 12 Gb/s, 3.2 TB, Mixed-use, hot-plug, 3.5-inch, enterprise, 3 DWPD (Drive Writes Per Day for 5 years)
SSD SAS, 12 Gb/s, 3.2 TB, Mixed-use, hot-plug, 2.5-inch, enterprise, 3 DWPD (Drive Writes Per Day for 5 years)
SSD SAS, 12 Gb/s, 1.92 TB, Read-Intensive, hot-plug, 3.5-inch, enterprise, 1 DWPD (Drive Writes Per Day for 5 years)
SSD SAS, 12 Gb/s, 1.92 TB, Read-Intensive, hot-plug, 2.5-inch, enterprise, 1 DWPD (Drive Writes Per Day for 5 years)
SSD SAS, 12 Gb/s, 1.6 TB, Write-Intensive, hot-plug, 3.5-inch, enterprise, 10 DWPD (Drive Writes Per Day for 5 years)
SSD SAS, 12 Gb/s, 1.6 TB, Write-Intensive, hot-plug, 2.5-inch, enterprise, 10 DWPD (Drive Writes Per Day for 5 years), SED
SSD SAS, 12 Gb/s, 1.6 TB, Write-Intensive, hot-plug, 2.5-inch, enterprise, 10 DWPD (Drive Writes Per Day for 5 years)
SSD SAS, 12 Gb/s, 1.6 TB, Mixed-use, hot-plug, 3.5-inch, enterprise, 3 DWPD (Drive Writes Per Day for 5 years)
SSD SAS, 12 Gb/s, 1.6 TB, Mixed-use, hot-plug, 2.5-inch, enterprise, 3 DWPD (Drive Writes Per Day for 5 years)

PCIe SSD & SATA DOM SSD

PCIe-SSD, 4 TB, Read-Intensive, hot-plug, E1.S, Flash drive, 0.46 DWPD (Drive Writes Per Day for 5 years)
PCIe-SSD SFF, 960 GB, Read-Intensive, hot-plug, 2.5-inch, Flash drive, 1.0 DWPD (Drive Writes Per Day for 5 years)
PCIe-SSD SFF, 800 GB, Write-Intensive, hot-plug, 2.5-inch, Flash drive, 100 DWPD (Drive Writes Per Day for 5 years)
PCIe-SSD SFF, 750 GB, Write-Intensive, hot-plug, 2.5-inch, Flash drive, 30 DWPD (Drive Writes Per Day for 5 years)
PCIe-SSD SFF, 400 GB, Write-Intensive, hot-plug, 2.5-inch, Flash drive, 100 DWPD (Drive Writes Per Day for 5 years)
PCIe-SSD SFF, 15.36 TB, Read-Intensive, hot-plug, 2.5-inch, Flash drive, 1.0 DWPD (Drive Writes Per Day for 5 years)
PCIe-SSD SFF, 12.8 TB, Mixed-use, hot-plug, 2.5-inch, Flash drive, 3.0 DWPD (Drive Writes Per Day for 5 years)
PCIe-SSD SFF, 7.68 TB, Read-Intensive, hot-plug, 2.5-inch, Flash drive, 1.0 DWPD (Drive Writes Per Day for 5 years)
PCIe-SSD SFF, 6.4 TB, Mixed-use, hot-plug, 2.5-inch, Flash drive, 3.0 DWPD (Drive Writes Per Day for 5 years)
PCIe-SSD SFF, 4 TB, Read-Intensive, hot-plug, 2.5-inch, Flash drive, 3.0 DWPD (Drive Writes Per Day for 5 years)
PCIe-SSD SFF, 3.84 TB, Read-Intensive, hot-plug, 2.5-inch, Flash drive, 1.0 DWPD (Drive Writes Per Day for 5 years)
PCIe-SSD SFF, 3.2 TB, Mixed-use, hot-plug, 2.5-inch, Flash drive, 3.0 DWPD (Drive Writes Per Day for 5 years)
PCIe-SSD SFF, 2 TB, Read-Intensive, hot-plug, 2.5-inch, Flash drive, 3.0 DWPD (Drive Writes Per Day for 5 years)
PCIe-SSD SFF, 1.92 TB, Read-Intensive, hot-plug, 2.5-inch, Flash drive, 1.0 DWPD (Drive Writes Per Day for 5 years)
PCIe-SSD SFF, 1.6 TB, Write-Intensive, hot-plug, 2.5-inch, Flash drive, 100 DWPD (Drive Writes Per Day for 5 years)
PCIe-SSD SFF, 1.6 TB, Mixed-use, hot-plug, 2.5-inch, Flash drive, 3.0 DWPD (Drive Writes Per Day for 5 years)
PCIe-SSD SFF, 1 TB, Read-Intensive, hot-plug, 2.5-inch, Flash drive, 3.0 DWPD (Drive Writes Per Day for 5 years)

PSAS CP 2100-8i LP SAS Ctrl. 12 Gbit/s 8 ports int. PCIe 3.0 x8

SCSI / SAS Controller

Broadcom® PSAS CP600i LP SAS Ctrl. 12 Gbit/s PCIe 3.0 x8

SCSI / SAS Controller

Broadcom® PSAS CP600e LP SAS Ctrl. 12 Gbit/s PCIe 3.0 x8

SCSI / SAS Controller

Broadcom® PSAS CP503i LP SAS Ctrl. 12 Gbit/s 8 ports int. PCIe 3.0 x8

SCSI / SAS Controller

Broadcom® PSAS CP500e LP SAS Ctrl. 12 Gbit/s 8 ports ext. PCIe 3.0 x8

RAID Controller	<p>pre-configured RAID1 Array for M.2 in PDUAL,</p> <p>Fujitsu PRAID EP680i LP, RAID 5/6 Ctrl., SAS/SATA 12 Gbit/s, NVMe-PCIe 16 GT/s, 16 ports int. RAID level: 0, 1, 10, 5, 50, 6, 60, 8 GB, Optional FBU based on LSI SAS3916</p> <p>Fujitsu PRAID EP680e LP, RAID 5/6 Ctrl., SAS 12 Gbit/s, 8 ports ext. RAID level: 0, 1, 10, 5, 50, 6, 60, 8 GB, Optional FBU based on LSI SAS3516</p> <p>Fujitsu PRAID EP640i LP, RAID 5/6 Ctrl., SAS/SATA 12 Gbit/s, 8 ports int. RAID level: 0, 1, 10, 5, 50, 6, 60, 4 GB, Optional FBU based on LSI SAS3908</p> <p>Fujitsu PRAID EP580i LP, RAID 5/6 Ctrl., SAS/SATA 12 Gbit/s, NVMe-PCIe 8 Gbit/s, 8 Gbit/s 16 ports int. RAID level: 0, 1, 10, 5, 50, 6, 60, 8 GB, Optional FBU based on LSI SAS3516</p> <p>Fujitsu PRAID EP540i LP, RAID 5/6 Ctrl., SAS/SATA 12 Gbit/s, NVMe-PCIe 8 Gbit/s, 8 Gbit/s 16 ports int. RAID level: 0, 1, 10, 5, 50, 6, 60, 4 GB, Optional FBU based on LSI SAS3516</p> <p>Fujitsu PRAID EP540e LP, RAID 5/6 Ctrl., SAS 12 Gbit/s, 8 ports ext. RAID level: 0, 1, 10, 5, 50, 6, 60, 4 GB, Optional FBU based on LSI SAS3516</p> <p>Fujitsu PRAID EP520i LP, RAID 5/6 Ctrl., SAS/SATA 12 Gbit/s, NVMe-PCIe 8 Gbit/s, 8 ports int. RAID level: 0, 1, 10, 5, 50, 6, 60, 2 GB, Optional FBU based on LSI SAS3516</p> <p>Broadcom® PRAID CP600i LP, RAID Ctrl., SAS/SATA 12 Gbit/s, 8 ports int. RAID level: 0, 1, 10, No FBU support</p> <p>Broadcom® PRAID CP500i LP, RAID Ctrl., SAS/SATA 12 Gbit/s, 8 ports int. RAID level: 0, 1, 10, 5, 50, No FBU support</p>
Fibre Channel controller	<p>Fibre Channel Host Bus Adapter 1 x Qlogic QLE2770-FJ-BK LC-style</p> <p>Fibre Channel Host Bus Adapter 2 x Qlogic QLE2772-FJ-BK LC-style</p> <p>Fibre Channel Host Bus Adapter 1 x 32 Gbit/s Emulex LPE35000-M2-F MMF LC-style</p> <p>Fibre Channel Host Bus Adapter 2 x 32 Gbit/s Emulex LPE35002-M2-F MMF LC-style</p> <p>Fibre Channel Host Bus Adapter 1 x Emulex LPE36000-M64-F MMF LC-style</p> <p>Fibre Channel Host Bus Adapter 2 x Emulex LPE36002-M64-F MMF LC-style</p> <p>Fibre Channel Host Bus Adapter 1 x 16 Gbit/s Qlogic QLE2690 LC-style</p> <p>Fibre Channel Host Bus Adapter 2 x 16 Gbit/s Qlogic QLE2692 LC-style</p> <p>Fibre Channel Host Bus Adapter 1 x 16 Gbit/s Emulex LPe31000-M6-F MMF LC-style</p> <p>Fibre Channel Host Bus Adapter 2 x 16 Gbit/s Emulex LPe31002-M6-F MMF LC-style</p> <p>InfiniBand HCA 1 x 100 Gbit/s PCIe 3.0 x16 QSFP for the US market max. one IB HCA 100Gb controller can be installed (Mellanox)</p> <p>InfiniBand HCA 1 x 200Gb/s PCIe x16 QSFP for the US market max. one IB HCA 200Gb controller can be installed (Mellanox)</p>
GPU computing card	<p>NVIDIA A2, 200GB/s, 16GB GDDR6, N/A, PCIe 4.0 x8</p> <p>NVIDIA T400 4GB, 4 GB, 384 cores, 4GB, N/A, PCIe x16, 3 x miniDP</p>
Graphics	1x Intel® Xeon Phi™ 5110P, N/A
GPU computing card	NVIDIA® Tesla® T4 LP, 2560 cores, -, -, 16GB GDDR6, N/A, PCIe 3.0 x16, -
Graphics add on cards	NVIDIA® Quadro® P400 , 2 GB, N/A, PCIe x16, 3 x miniDP
Rack infrastructure	<p>Cable Arm 1U for PRIMECENTER- and 3rd-party racks</p> <p>Rackmount kit full extraction (870mm). tool less mounting for general use, length variable 559-890mm. If consider to shipment with Rack and earthquake, suggest to fix RMK with security screw.</p> <p>Rackmount kit partial extraction (400mm). tool less mounting for general use, length variable 559-890mm.</p>
Warranty	
Warranty period	3 years
Warranty type	Onsite warranty
Warranty Terms & Conditions	http://support.ts.fujitsu.com/warranty/Index.asp?LNG=COM
Product Support - the perfect extension	
Support Pack Options	<p>Globally available in major metropolitan areas:</p> <p>9x5, Next Business Day Onsite Response Time</p> <p>9x5, 4h Onsite Response Time (depending on country)</p> <p>24x7, 4h Onsite Response Time (depending on country)</p>
Recommended Service	24x7, Onsite Response Time: 4h - For locations outside of EMEA please contact your local Fujitsu partner.
Service Lifecycle	at least 5 years after shipment, for details see https://support.ts.fujitsu.com/

Warranty

Service Weblink

<http://www.fujitsu.com/emeia/products/product-support-services/>

More information

Fujitsu products, solutions & services

In addition to Fujitsu Server PRIMERGY RX2530 M6, Fujitsu provides a range of platform solutions. They combine reliable Fujitsu products with the best in services, know-how and worldwide partnerships.

Fujitsu Portfolio

Built on industry standards, Fujitsu offers a full portfolio of IT hardware and software products, services, solutions and cloud offering, ranging from clients to datacenter solutions and includes the broad stack of Business Solutions, as well as the full stack of Cloud offerings. This allows customers to select from alternative sourcing and delivery models to increase their business agility and to improve their IT operation's reliability.

Computing Products

www.fujitsu.com/global/products/computing/

Software

www.fujitsu.com/software/

More information

Learn more about Fujitsu Server PRIMERGY RX2530 M6, please contact your Fujitsu sales representative or Fujitsu Business partner, or visit our website.
www.fujitsu.com/primergy

Fujitsu green policy innovation

Fujitsu Green Policy Innovation is our worldwide project for reducing burdens on the environment.

Using our global know-how, we aim to contribute to the creation of a sustainable environment for future generations through IT.

Please find further information at <http://www.fujitsu.com/global/about/environment>



Copyrights

All rights reserved, including intellectual property rights. Designations may be trademarks and/or copyrights of the respective owner, the use of which by third parties for their own purposes may infringe the rights of such owner. For further information see <http://www.fujitsu.com/emeia/resources/navigation/terms-of-use.html>

Copyright 2022 Fujitsu LIMITED

Disclaimer

Please note that the data sheet reflects the technical specification with the maximum selection of components for the named system and not the detailed scope of delivery. The scope of delivery is defined by the selection of components at the time of ordering. The product was developed for normal business use.

Technical data is subject to modification and delivery subject to availability. Any liability that the data and illustrations are complete, actual or correct is excluded. Designations may be trademarks and/or copyrights of the respective owner, the use of which by third parties for their own purposes may infringe the rights of such owner.

Contact

Fujitsu LIMITED

Website: www.fujitsu.com
2022-12-02 WW-EN

All rights reserved, including intellectual property rights. Designations may be trademarks and/or copyrights of the respective owner, the use of which by third parties for their own purposes may infringe the rights of such owner. For further information see <http://www.fujitsu.com/emeia/resources/navigation/terms-of-use.html>
Copyright 2022 Fujitsu LIMITED