

Serie | 8, Built-In Microwave, Width 60 cm
BFL634GB1



The built-in microwave for the 38 cm niche:
use it for thawing, heating and perfect
preparation of foods.

- **AutoPilot 7:** every dish is a perfect success thanks to 7 pre-set automatic programmes.
- **TFT display control:** easy-to-use thanks to the control ring with full text and symbols.

Technical data

Type of control :	Electronic
Color / Material Front :	Black
Dimensions :	382 x 594 x 318
Cavity dimensions (mm) :	220 x 350 x 270
Length electrical supply cord (cm) :	150
Net weight (kg) :	16.726
Gross weight (kg) :	18.9
:	900
Number of Power Levels :	5
Turntable :	No
Cavity material :	Stainless steel
Door opening :	Button
Clock :	Yes
Main colour of product :	Black
:	382
:	594
:	318
:	900
:	1220
Current (A) :	10
Voltage (V) :	220-240
Frequency (Hz) :	50; 60
Color / Material Front :	Black
Approval certificates :	CE, Eurasian, Morocco, Ukraine, VDE
Appliance Dimensions (h x w x d) (in) :	x x
Dimensions of the packed product (in) :	18.50 x 18.11 x 26.37
Net weight (lbs) :	37.000
Gross weight (lbs) :	42.000



Serie | 8, Built-In Microwave, Width 60 cm BFL634GB1

**The built-in microwave for the 38 cm niche:
use it for thawing, heating and perfect
preparation of foods.**

Microwave and heating mode:

- Max. Power: 900 W; 5 Microwave power settings: 90 W, 180 W, 360 W, 600 W, 900 W
- Cavity volume: 21 l
- Child lock Automatic switch off Start-/Stop button Door contact switch

Design:

- Stainless steel cavity with Glass bottom

Comfort:

- Microwave and grill for separate use
- Intelligent inverter technology: maximum output power will be regulated to 600 W when used in longer operation
- Rotary swivel, Touch control
- Touch key operation
- electronic clock
- User-friendly electronics: extremely easy and comfortable operation
- cookControl, 7
- Bottom, Oven door with SoftClose, Soft opening
- 3 defrost and 4 cooking programmes in microwave function
- Interior lighting

Environment and Safety:

- Integral cooling fan

Technical Info:

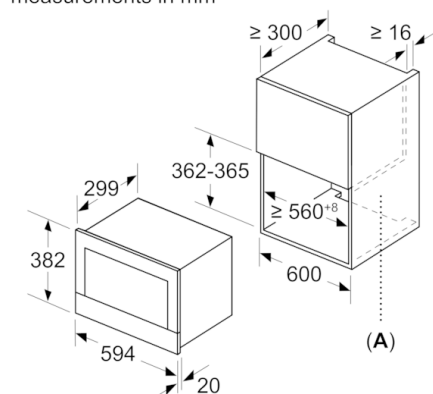
- Length of mains cable: 150 cm
- Nominal voltage: 220 - 240 V
- Total connected load electric: 1.22 KW

Dimensions:

- Appliance dimension (H x W x D): 382 mm x 594 mm x 318 mm
- Niche dimension (hwxwd): 560 mm - 568 mm x 450 mm - 455 mm x 550 mm
- Tall housing, Can be built in a 60 cm wall cupboard (at least 30cm deep)
- "Please reference the built-in dimensions provided in the installation drawing"

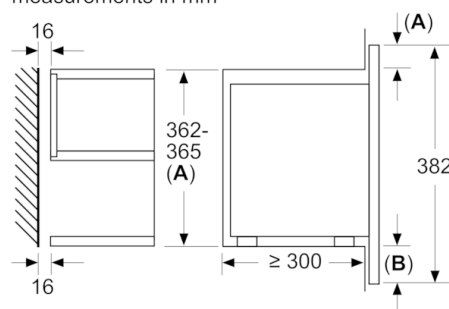
Serie | 8, Built-In Microwave, Width 60 cm BFL634GB1

measurements in mm

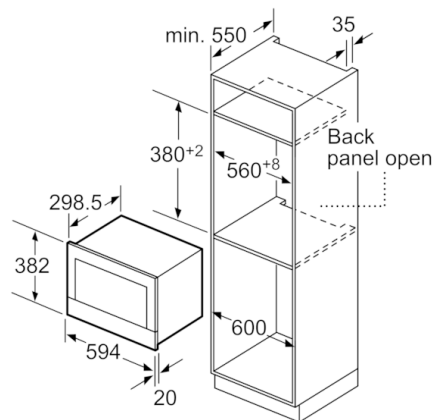


A: Back panel open

measurements in mm



A: Overhang at top:
Recess 362: 6 mm
Recess 365: 3 mm
B: Overhang at bottom: 14 mm



measurements in mm