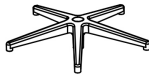




















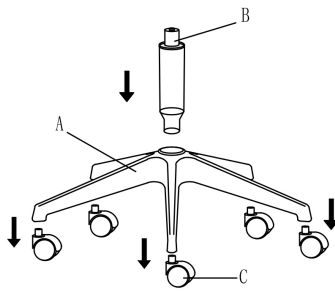
Sitzone®

NO: CH-233A

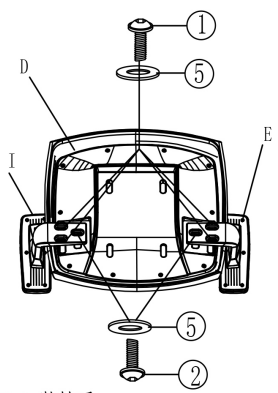
版次

B

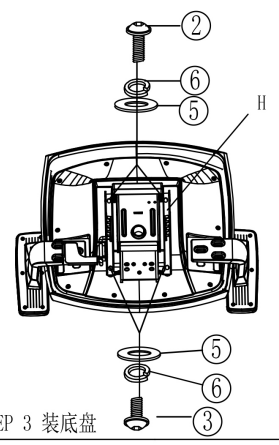
- A  1pcs
- B  1pcs
- C  5pcs
- D  1pcs
- E  1pcs
- F  1pcs
- G  1pcs
- H  1pcs
- I  1pcs
- ①  M6*50mm 4pcs
- ②  M6*45mm 4pcs
- ③  M6*35mm 2pcs
- ④  M8*20mm 3pcs
- ⑤  $\phi 6 * \phi 16 * 1$ 10pcs
- ⑥  $\phi 6 * \phi 10 * 2$ 4pcs
- ⑦  $\phi 8 * \phi 13 * 2$ 3pcs
- ⑧  $\phi 8 * \phi 22 * 2$ 3pcs
- ⑨  5mm扳手 1pcs
- ⑩  6mm扳手 1pcs



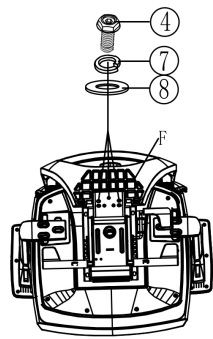
STEP 1 装轮子和脚



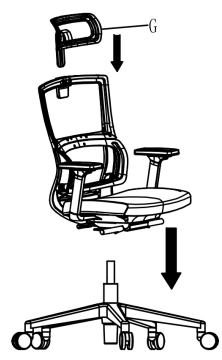
STEP 2 装扶手



STEP 3 装底盘



STEP 4 装背



STEP 6 组装



STEP 7 成品

绘图:

校对:

审核: